

Riverside
1247 Broken Lance Drive
Breckenridge, Colorado



Renters' Guide

Welcome to Riverside! We hope that you enjoy your stay here. We've compiled this Renters' Guide to provide information on useful topics relating to the house and the town. We've covered everything from how to use the surround sound in the house to where to rent ski equipment. Enjoy your stay!

Emergency Contacts

If you have a medical emergency during your stay, dial 911 for police, fire and emergency healthcare. If you require non-emergency care, contact information for the local clinics is included in this guide.

If there is an emergency regarding the house during your stay, please contact the home owners.

Katie & Tom Celano
303-886-7656 Katie Cell
303-263-0810 Tom Cell

If you cannot reach Katie or Tom, please call one of the following:
Bruce McCown 970-389-3596
Nicole Trezza 803-517-5304 (c) or 720-889-8582 (w)


Otherwise, if you have a question or idea during your stay, feel free to e-mail us at breck-riverside@mindspring.com.

Heating & Cooling

Riverside is equipped with In-floor Radiant Heat. The heat is controlled by the thermostat on the wall near the kitchen. The thermostat is not very responsive to changes in temperature, so please set it to a comfortable temperature when you arrive and use the gas fireplaces to make temporary adjustments to the temperature.

To set the thermostat:

1. To increase the temperature, push and hold the up arrow. The temperature will flash once. Now move it to the desired temperature. Once you reach the desired temperature, just leave it and it will take effect.
2. To decrease the temperature, do the same as above with the down arrow button.



The Thermostat Displays the Current Temperature in the House.

To Adjust the Temperature, use the up/down arrows.

Riverside contains two gas fireplaces. One is located in the downstairs game room and the other in the upstairs living room. Both of these contain gas logs and require no wood.

Downstairs Fireplace

The switch to light this fireplace is located on the wall to the right of the fireplace. The on/off switch turns the stove on and the dimmer will adjust the fan strength. The fan will blow the heated air into the room.

Upstairs Gas Stove

The switch to light this stove is on the wall just to the left of this stove. Be mindful that top and side surfaces of this stove and its pipe can get extremely hot.

Available Services

Trash Collection

Trash is picked up every Wednesday morning. The trash cans are at the top of the driveway. Please be sure to secure trash inside the container with the supplied clip. The town of Breckenridge mandates the use of this clip to reduce the threat of bears to the townspeople and visitors.



Required Clip for Exterior Trash Can

*****Please remember to bring the trash can back to the house on Wednesday afternoon to avoid a citation from the Town.*****

Maid Service

If you are staying at Riverside for seven nights or more and would like the house cleaned in the middle of your stay, please let us know. We can schedule for the cleaning service to come refresh your linens and clean the bathrooms.

Extra linens can be found in the closet at the top of the stairwell.

Snow Removal

Shovels are located in on the back deck and at the top of the driveway. We have a service that will come to remove snow from the driveway and walkways when it accumulates. The snow removal service comes in the mornings, so don't be alarmed if men are shoveling around the house. If you prefer for the snow removal service not to come, please contact us ahead of time. Please note, if you opt out of the snow removal service, you will be responsible for shoveling the driveway and walkways.

Kitchen Appliances

You will find the kitchen to be equipped with many of the comforts of home. We have a conventional oven, as well as a microwave/convection oven combo. You will also find a full-sized sink, with garbage disposal, a trash compactor, dishwasher, toaster and blender. If you're not familiar with how to use some of these devices, instructions are below. Bon Appetit!

Garbage Disposal

The switch for the in-sink garbage disposal is just to the right of the main kitchen sink. Please be cautious not to grind chicken bones and other hard materials. Rice and pasta can also clog the disposal. Please be sure to run the faucet during and after grinding the food to prevent clogging.

Dishwasher

Dishwashing detergent is in the cabinet under the kitchen sink. Place the detergent in the cup inside the dishwasher door and slide it closed. Close the dishwasher and slide the lock to the right. Select the cycle and load type and push the start button.

Trash Compactor

Compactor bags are in the cabinet under the kitchen sink. Step on the pedal at the base of the compactor to open. When the container has filled up, close the door and turn the knob to the right to begin crushing.

Gas Range

To light the gas range, turn the selected knob to the "Lite" position. You will hear the electric ignition clicking. When the flame appears, adjust the flame to the desired setting.
**If the range does not light quickly, turn off the burner completely and allow the gas to dissipate for a few moments before trying again.*

Microwave/Convection Oven



Microwave/Convection Oven, Gas Range
and Warming Drawer

To use as a Microwave

Select your cook option before entering the cook time. “Time Cook” is for general microwaving. Enter the time to cook using the number keys and push “Start” to begin cooking.

To use as a Convection Oven

Press Cook on the left-hand side of the options. Enter the desired temperature (Degrees Fahrenheit). The oven will pre-heat and alert you when it is ready to cook.

Gas Oven

This is a traditional gas oven. You will also notice a warming drawer below the oven to keep your food warm. Controls are on the inside of the drawer.

Convection Oven / Microwave Control Panel



Convection Oven Settings

Microwave Settings

Electronics

Upstairs Living Room Projection HDTV and Surround Sound

Enjoy movies and television on the high definition television in the upstairs living room. HDTV, DVD and VHS are available with surround sound. This section explains how to command each mode. To view a list of the high definition channels, consult the channel guide in the back of this notebook.

TV & Cable Box

The silver Comcast remote will control both the television and the cable box.

Press TV and then POWER at the top of the remote

Turn on the cable box by pressing CABLE and then POWER

Press GUIDE on the remote to see the channel menu. Scroll by using the arrow keys or Page Up & Page Down on the remote. Press INFO to see show information or OK/SELECT to select the program. The channel guide is included in this notebook.

Selecting TV, DVD, or VCR on TV

Using the COMCAST remote, press the TV button and then TV/VCR (right below the 7 key) change the input source for the TV. The cable box, DVD player and VHS input are on three different inputs. You can select the proper input by repeatedly pushing the TV/VCR button until you get the proper input. The choices are:

Video 4 – VHS Player

Video 5 – Cable Box


Video 6 – DVD

Surround Sound and DVD/VCR control

The TUNER with the surround sound speakers can be used when watching cable TV or DVDs. The TUNER and the DVD/VHS player are controlled by the black and silver *Sony AV System* remote.

To turn on the AV System with the TV, do the following:

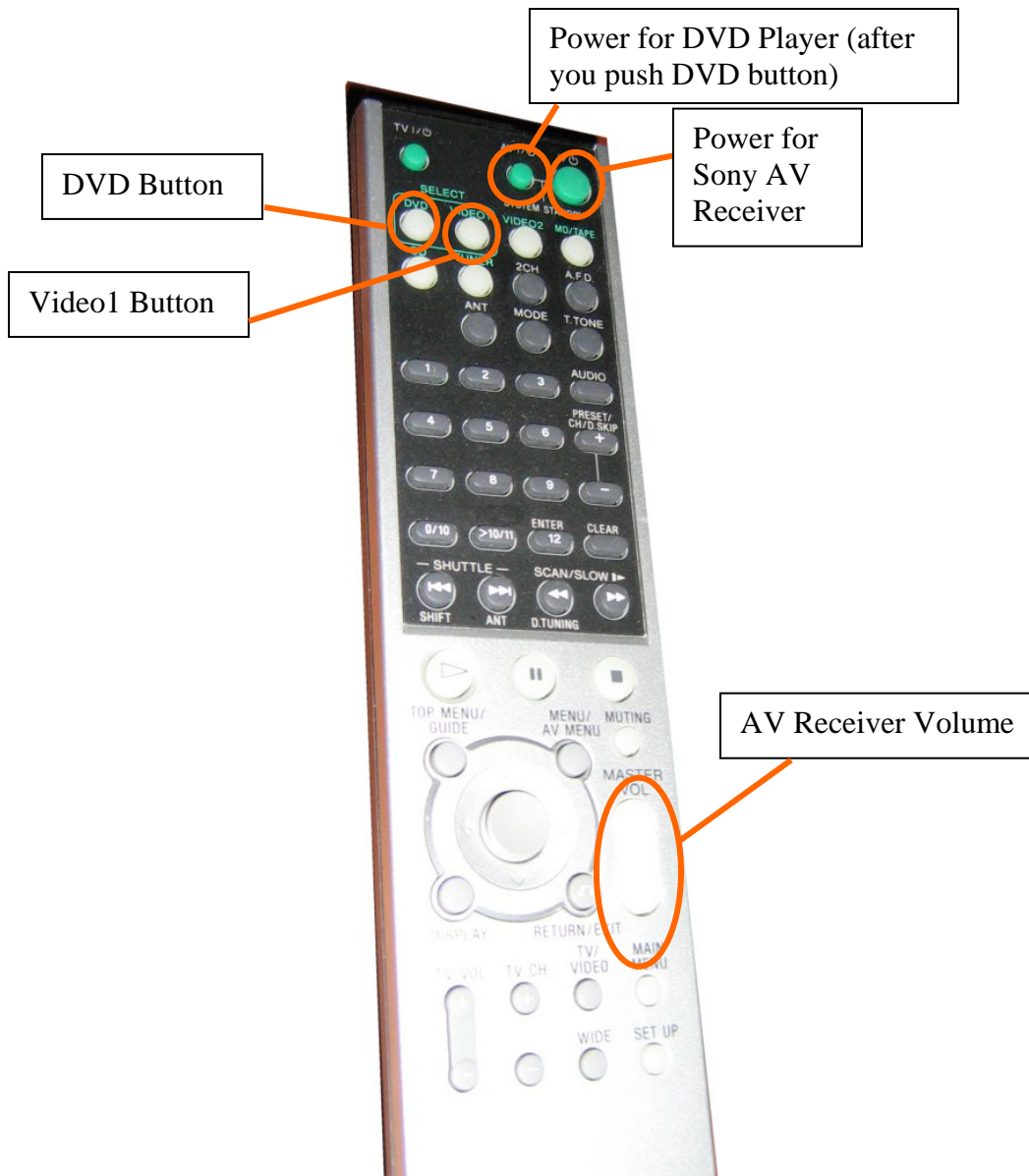
1. Turn on TV and Cable (using COMCAST Remote)
2. Turn on RECEIVER using the upper right hand button on the AV System remote (see picture below).
3. Select Video 1 on the AV System remote (see picture below)
4. Adjust volume using Master Volume button on AV System remote



COMCAST Remote

To turn on the DVD player with surround sound

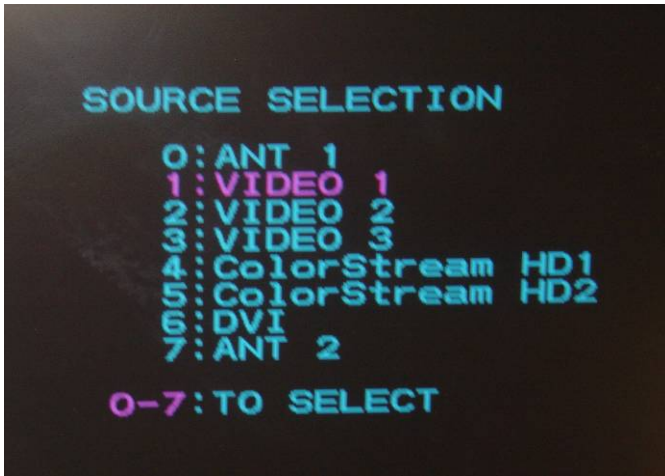
1. Turn on TV (using COMCAST Remote)
2. Turn on RECEIVER using the upper right hand button on the AV System remote (see picture below).
3. Turn on the DVD Player (it is sitting on the sub-woofer to the left of the TV set) by pushing the DVD button and then the AV power button on the AV System remote (see pic below)
4. Select DVD on the AV System remote (see picture below)
5. Adjust volume using Master Volume button on AV System remote



AV System Remote

Downstairs LCD HDTV

The flat-screen LCD television in the downstairs living room is equipped with digital cable. The Comcast remote for this television works in the same way as the upstairs unit where you push TV then Power to turn the TV on and push Cable and then Power to turn the cable box on. Occasionally the input selection on the TV will be set to Ant 1 instead of ColorStream HD1. If this is the case, you won't see any picture (except snow). To fix the problem, push TV and then TV/VCR on the remote (see the picture of the COMCAST remote at the beginning of this section). You will find yourself with the following menu:



Select Option 4
ColorStream HD1

Push the TV/VCR button until 4: ColorStream HD1 is chosen. This will choose the COMCAST box as the input.

Stereo Tuner (downstairs game room)

The tuner is located in the cabinet below the TV. This will send the audio signal to the speakers in the Game Room and/or the Kitchen.

The input buttons are at the bottom right of the tuner.

CD/Aux= CD Player

FM/AM= FM/AM Radio

The Speaker buttons at the bottom left of the tuner control where the sound will output. Speaker A is for the Game Room. Speaker B is for the Kitchen. You can play audio in one zone or both.

iPod Input

To play your iPod through the stereo tuner, simply connect to the provided cable and select "Phono" on the tuner. The cable is black and is connected to the back of the tuner and should be lying on top of the receiver. It is labeled "iPod Cable".

Stereo Tuner in Downstairs Game Room



Speaker Output Buttons

Input Buttons

Computer & Internet

We have provided a computer in the game room for guest use. Log on as “Guest”. No password is required. Feel free to use the computer for working, gaming or surfing the net, but please do not change any settings or preferences on the computer.

If you have brought your own computer, take advantage of the wireless Internet signal. We have a wireless router, located in the Game Room television hutch. The wireless SSID is “Riverside”. This is not an encrypted signal, so information that passes on the wireless network may not be secure.

Extras


Gas Grill

There is a gas grill on the lower deck for guest use. If the gas canister is empty, you can find an extra canister in the garage. When you are finished with the grill, allow it to cool before covering. Please be sure to wash the grill utensils as well.

Hot Tub

Relax in our private outdoor hot tub after a long day of shopping or skiing. The “1” button on the tub activates the jets and the 3rd button from the right causes additional bubbles. The light can be turned on and off by pushing the sun button. You can also change the colors of the light with this button.

Please be sure to turn the jets & lights off and put the cover on when the tub is not in use



Jetted Jacuzzi in Downstairs Master

If you prefer to relax indoors, the jetted Jacuzzi in the downstairs master is the perfect place. Simply push on the drain at the bottom of the tub to seal it. When you are ready to drain the bath, twist the knob on the side of the tub to open the drain.

Washer & Dryer

Riverside is equipped with a full-size washer and dryer in the laundry room upstairs. To use the washer, turn the knob to the desired setting and pull out on the knob. Please be sure not to overfill the washer so the agitator can spin freely. When using the dryer, be sure to empty the lint trap between each load, to conserve energy and avoid a fire hazard.

Getting Around

Shuttle Service

Breckenridge has a free shuttle service that can take you to town or to the lifts. Riverside is on the Brown Route. The shuttle stop is located just north of the house on Broken Lance Drive (take a right out of the driveway and walk to Trappeur Villas).

Breckenridge Free Ride Schedule

The shuttle runs every 15 minutes (during peak winter season) and every 30 minutes (during non-peak times), from 6:30 am to midnight.

Route 4 - South Side: The Brown Route services the lower Village Neighborhood and includes stops at Peak 9, 4 O'Clock Rd., Breckenridge Station, and City Market.

Brown Route - Warriors Mark




The Brown Route services the Lower Village area as well as Peak 9.

*Hours of Operation 6:30 am - 12:00 am,
7 days a week.*

PLEASE NOTE: Times listed in **bold** operate during the peak winter season only, which is early December through March between 7:15 am - 10:15 am and 2:15 pm - 5:45 pm.

All stops are considered hail stops. Please arrive early at your stop. All times are traffic and weather dependent.



The bus stop is located on the bend of Broken Lance Dr.

BROWN ROUTE

STOP	TIMES			
Breckenridge Station	0:00	0:30	0:15	0:45
Mountain Thunder	0:01	0:31	0:16	0:46
4 O'clock Run	0:02	0:32	0:17	0:47
Pine Ridge	0:03	0:33	0:18	0:48
Snowflake Lift	0:04	0:34	0:19	0:49
Grand Timber Lodge	0:05	0:35	0:20	0:50
Beaver Run	0:06	0:36	0:21	0:51
Great Divide	0:06	0:36	0:21	0:51
Village at Breckenridge	0:07	0:37	0:22	0:52
Main Street Station	0:08	0:38	0:23	0:53
Conoco	0:08	0:38	0:23	0:53
Miners Candle	0:09	0:39	0:24	0:54
Mill Run	0:09	0:39	0:24	0:54
Trappeur Villas	0:10	0:40	0:25	0:55
Now Colorado	0:11	0:41	0:26	0:56
Flintstone Lane	0:12	0:42	0:27	0:57
Trafalgar	0:12	0:42	0:27	0:57
Woods Manor	0:13	0:43	0:28	0:58
Base 9	0:14	0:44	0:29	0:59
Main Street Junction	0:15	0:45	0:30	0:00
La Cima Mall	0:15	0:45	0:30	0:00
Park Ave Lofts	0:16	0:46	0:31	0:01
Valdoro	0:17	0:47	0:32	0:02
Great Divide	0:17	0:47	0:32	0:02
Beaver Run	0:20	0:50	0:35	0:05
Elk Ridge	0:21	0:51	0:36	0:06
Snowflake Lift	0:22	0:52	0:37	0:07
Pine Ridge	0:22	0:52	0:37	0:07
River Mountain Lodge	0:23	0:53	0:38	0:08
1st Bank	0:23	0:53	0:38	0:08

**During peak hours, two busses will run. One will run the opposite direction of this schedule and will alternate stops with the scheduled bus.*

Walking

Riverside is convenient to town and to the Quicksilver lift.

Walking to the Quicksilver Lift

There are two ways to access the trail from Riverside. The trail runs through the woods to the base of the Quicksilver lift. It takes about 5-7 minutes to walk from the house to the base of the slope.

You can either walk down Broken Lance (right out of the driveway) to the Trappeur Villas where you will see the trailhead (on the left at the end of the parking lot), or climb the embankment across from the house on Broken Lance. Once you reach the trail, follow it North (to the right) until you reach the slopes. We advise wearing your snow boots and carrying your ski boots with you. Change into your ski boots before reaching the lift, and stash your snow boots behind a tree off the trail.


Walking to town

You can walk to town through a series of parking lots in about 10 minutes. This route is well-lit during the evening hours, but can be snowy in the winter months.

To reach town, head North on Broken Lance (make a right out of the driveway) and walk down Broken Lance until you wind around to the area where all the condos are grouped. Walk through Spruce Island and head right- toward the garage/shed.



Walk to the right behind the shed and through the next set of condos (Tannenbaum by the River) to the parking lot. Exit the parking lot and continue North along S. Columbine Road.



Pass the Marriott and take a left down the driveway. You'll reach town at the Village.

Town of Breckenridge

Ski Rentals

There are many places to rent ski and snowboard equipment in Breckenridge. In the back of this notebook, we list a few rental options and their recently published rates.

Ski Butler and Black Tie Ski Rentals will come directly to the house to fit you for gear and deliver & pick-up the gear so you don't need to go out of the way.

Restaurants in Town

Breckenridge is full of great places to dine. You will find a copy of the Breckenridge Dining guide in the desk drawer in the kitchen. We have also listed some of our favorites below.

The Breckenridge Brewery

The Breckenridge Brewery is located on Hwy 9, just North of Broken Lance Road. The menu covers everything from burgers to salmon steaks and pastas. With a great selection of food and microbrews, you can't go wrong for a casual dinner or lunch here.

Blue Moose

540 S. Main Street

The Blue Moose is located just North of the brewery on Hwy 9. This is a local hot spot for breakfast. The Blue Moose serves everything from the traditional pancakes or French toast to unique omelets or a traditional English breakfast. This is also a great place to get some fresh roasted coffee, by the cup or by the bag. Be sure to make a stop at the ATM first, because the Blue Moose is cash only.

Euro Deli

Euro Deli is located at 100 N. Main Street (actually about ½ a block off Main) in town. This is a great place to stop if you're in town shopping for the day. The deli serves a wide array of sandwiches and Panini's, and also has some tempting baked goods.

Clint's Bakery & Coffee House

Clint's is located on Main Street in town. They serve a great selection of sandwiches, soups, breads and ice cream. This is also a great place to stop for lunch or a snack. The ice cream shop upstairs will tempt you on your way down to the deli, so be sure to grab a sundae on the way out.

Downstairs at Eric's

111 S. Main Street

Downstairs at Eric's is a favorite bar and restaurant for locals and visitors alike. This is easily the best sports bar in town with a great drink selection and decent food as well. The burgers here are very popular.

Bubba Gump's

231 S. Main Street

Bubba Gump's is a chain restaurant located on Main Street in town. The kids will love the popcorn shrimp or chicken fingers, but the adults may wish to check out the menu before committing to this restaurant (bubbagump.com). The atmosphere is loud and fun, and you'll certainly never leave hungry.

Kenosha Steakhouse

301 S. Main Street

Kenosha is located on Main Street on the South side of town. The food is tasty and plentiful. Stop by the Margarita/Taco bar below Kenosha for some great happy hour specials before dinner.

Mary's Mountain Cookies

128 S. Main Street

Be sure to stop here for a cookie while you're in town. Mary's Mountain Cookies is located on the east side of Main Street, near the center of town. Your nose will lead you to the front door with promises of chocolate chips and pralines.

Medical Centers

Breckenridge Family Practice

400 N. Parkway, Suite 1A
(South end of City Market Plaza)
Breckenridge, CO 80424
970-547-9200

Breckenridge Medical Center

555 Park Plaza II
Breckenridge, CO 80424
970-453-1010

St Anthony Summit Medical Center

340 Peak One Drive
Frisco, Colorado 80443
970-668-3300

High County Health Care

360 Peak One Drive, Suite 260
Frisco, CO 80443
970-668-5584

Grocery Stores

Food Kingdom

Walking distance to the house, Liquor store attached
311 S. Ridge Street
(970) 453-2398

City Market

Short drive, Pharmacy within
400 N. Parkway
(970) 453-0818

Ski Rentals

These are some rental prices that we have compiled. These rates come from each company's website, so fluctuations are expected. Be sure to ask about discounts or special rates when you call.

**Prices as advertised on company websites 12/06*

A Racer's Edge
114 N. Main Street
800-451-5363

	1-2 Days	3+ Days
Adult Ski Package	\$24	\$21
Junior Si Package	\$14	\$12
Snowboard Package	\$24	\$21
Helmets/ Poles	\$6	\$6
Family Special	Juniors Rent 1/2 Price with Each Adult Package (max of 2/family)	

Blue River Sports
600 S. Park Street
800-525-9823

	1 Day	2-5 Days	6+ Days
Learn to Ski Package	\$22	\$19	\$17
Deluxe Learning Package	\$25	\$22	\$20
Intermediate Package	\$28	\$25	\$23
Specialty Ski Packages	\$37	\$34	\$32
Junior Recreation Package	\$12	\$10	\$9
Junior Performance Package	\$15	\$13	\$12
Snowshoes	\$15	\$15	\$15
Silver Snowboard Package	\$28	\$25	\$23
Gold Snowboard Package	\$33	\$30	\$38
Titanium Snowboard Package	\$37	\$34	\$32
Junior Snowboard Package	\$17	\$15	\$14
Helmet	\$6	\$5	\$4
Bibs	\$6	\$5	\$4
Jacket	\$9	\$8	\$7

**Every 5th Day Free on Equipment*

Alpine Sports
South Main Street, just North of Broken Lance Rd
970-453-8100

	1 Day	2+ Days
Shaped Ski Package	\$24	\$22
Performance Ski Package	\$30	\$28
Demo Package	\$40	\$35
Junior Package	\$12	\$10
Performance Board Package	\$30	\$28
All-Mountain Board Package	\$24	\$22
Junior Board Package	\$16	\$14
Showshoes	\$15	\$15

* 6th Day Free

Carver Ski Shop
203 N. Main Street
800.568.7010

	1 Day	2-5 Days	6+ Days
Sport Package	\$19	\$17	\$16
Deluxe Package	\$23	\$21	\$20
Performance Package	\$27	\$25	\$24
Demo Advanced Package	\$33	\$31	\$30
Kids Package	\$13	\$11	\$10
Beginner Board Package	\$25	\$23	\$22
Intermediate/Advanced Board Package	\$31	\$29	\$28
Junior Board Package	\$17	\$15	\$14

Ski Delivery Services

A few companies will deliver your equipment directly to the house and pick it up at the end of your stay. We have listed some rates below.

Ski Butlers
Delivers & Picks Up Your Equipment
877-754-7754
Skibutlers.com

*Save Money by Ordering 7 Days in Advance

	Daily Rate
Sport Package	\$32
High Performance Package	\$38
Elite Demo Ski Package	\$44
Junior Ski Package	\$20
Cruiser Board Package	\$35
Carver Board Package	\$43
Air Elite Board Package	\$46
Junior Shredder Board Package	\$22

Black Tie Ski Rentals
Delivers & Picks Up Your Equipment
866-547-4416
Blacktieskis.com

	Daily Rate	Discounted
Developmental Ski	\$33	\$30
Performance Ski	\$40	\$36
Demo Ski	\$46	\$41
Adult Snowboard	\$33	\$30
Performance Snowboard	\$40	\$36
Junior Ski	\$21	\$19
Junior Snowboard	\$21	\$19
Snowblades	\$33	\$30
Helmets	\$7	\$35/week

COMCAST CHANNELS

(Some Channels may not be available)

#	Channel Name	Interests	Features
650	Showtime HD	High-Definition TV	
651	HBO HD	High-Definition TV	
661	Starz HD	High-Definition TV	
662	Cinemax HD	High-Definition TV	
663	Discovery HD Theater	High-Definition TV	
664	INHD	High-Definition TV	
667	TNT HD	High-Definition TV	
668	ESPN HD	High-Definition TV	
670	ESPN2 HD	High-Definition TV	
671	MHD	High-Definition TV	

All Channels

#	Channel Name	Interests	Features
2	CW	Children & Family	
4	CBS	News & Info	
5	Leased Access	News & Info	
6	PBS	News & Info	
7	ABC	News & Info	
8	K26FB	News & Info	
9	NBC	News & Info	
10	Government Access	News & Info	
11	PAX TV	Children & Family	
12	MyNetwork TV	News & Info	
13	FOX	News & Info	
15	WGN	Sports	
16	K29CZ	News & Info	
17	Leased Access	News & Info	
18	Home Shopping Network	Lifestyle	
19	QVC	Lifestyle	
20	C-SPAN	News & Info	
21	C-SPAN 2	News & Info	
23	The Discovery Channel	Children & Family	
24	Telemundo	Multicultural	
25	ESPN	Sports	
26	ESPN2	Sports	
27	Fox Sports Rocky Mountain	Sports	
28	Altitude	Sports	
29	The Golf Channel	Sports	
30	Disney Channel	Children & Family	
31	ABC Family	Children & Family	
32	Cartoon Network	Children & Family	
33	Nickelodeon	Children & Family	

34	Spike TV	Lifestyle
35	Hallmark Channel	Movies
36	Court TV	News & Info
37	The Learning Channel	Children & Family
38	Animal Planet	Children & Family
39	The History Channel	Children & Family
40	A&E	Lifestyle
41	G4	Lifestyle
42	The Weather Channel	News & Info
43	CNN	News & Info
44	CNN Headline News	News & Info
45	Fox News	News & Info
46	CNBC	News & Info
47	MSNBC	News & Info
48	USA	Children & Family
49	Lifetime	Lifestyle
50	FX	Lifestyle
51	Comedy Central	Lifestyle
52	Versus	Sports
53	E!	Lifestyle
54	Oxygen	Lifestyle
55	TNT	Lifestyle
56	Food Network	Lifestyle
57	AMC	Movies
60	MTV	Music
61	VH-1	Music
62	TV Land	Children & Family
63	TBS Superstation	Children & Family
64	Great American Country	Music
65	Travel Channel	Lifestyle
107	Current TV	News & Info
119	PBS Kids Sprout	Children & Family
120	Noggin	Children & Family
121	Discovery Kids	Children & Family
126	Nick Toons	Children & Family
135	MTV 2	Music
149	Movie Plex	Movies
159	Fox Reality	Children & Family
160	Sci-Fi	Lifestyle
161	GSN	Children & Family
162	BBC America	Lifestyle
164	ShopNBC	Lifestyle
183	style.	Lifestyle
184	Soap Net	Lifestyle
202	Home & Garden TV	Lifestyle
215	Nick Games and Sports	Children & Family
220	Discovery Health	News & Info
230	Trinity Broadcast Network	Lifestyle
240	AZN Television	Lifestyle

272	Science Channel	News & Info
273	National Geographic	News & Info
401	Fox Soccer Channel	Sports
402	ESPNNews	Sports
403	ESPN Classic	Sports
411	THE MTN	Children & Family
412	CSTV	Sports
421 - 426	ESPN PPV	Sports
439 - 449	NBA League Pass PPV	Sports
461 - 470	MLB/NHL PPV	Sports
471	CMT Pure Country	Music
473	VH-1 Classic	Music
476	Fuse	Music
482	Black Family	Children & Family
483	TV ONE	
486	The Word	Lifestyle
501	Turner Classic Movies	Movies
502	Women's Entertainment	Movies
503	IFC	Movies
586	Flix	Movies
603	Canal 52 MX	Multicultural
801 - 807	iN DEMAND PPV	Pay-Per-View
844	Club Jenna	Pay-Per-View
851	Fresh	Pay-Per-View
852	Shorteez	Pay-Per-View
853	Playboy	Pay-Per-View
854	Hot Choice	Pay-Per-View
900 - 946	Digital Music	Music
950 - 957	Digital Music en Espanol	Music

